

A few parents have asked me for ideas to help their child with optional spelling practice.

These are some suggestions...

- Write each word three times each.
Say the each letter/sound as you write the word.
(for fun use colored pencils, paint, salt on a tray etc.)
- Write each word largely in the air with two fingers.
- Write the words in alphabetical order.
a b c d e f g h i j k l m n o p q r s t u v w x y z
- Write the words in sentences or a story.
Underline the spelling words.
Say the word and spell it out loud as you underline it.
- Write the words and draw a picture to go with each.
- Write the words and use grammar symbols to show what part of speech they are.
- Look up the words in the dictionary then write the words and definitions.
- Read the list of words.
Spell them out loud as you read the list.
(read 1 word, spell the word, repeat with next words)
- Write the word and a synonym (word that means the same) or an antonym (word that means the opposite)
- Have someone give you a spelling pretest.
(write the words and then spell them back to the tester)

Spelling

Name _____

Date _____

Write words 3 times each:			<i>ABC order here:</i>
1.			1.
2.			2.
3.			3.
4.			4.
5.			5.
6.			6.
7.			7.
8.			8.
9.			9.
10.			10.

a b c d e f g h i j k l m n o p q r s t u v w x y z

Write the words in sentences or a story below:

Spelling

Name _____

Date _____


Write words 3 times each:			<i>ABC order here:</i>
1.			1.
2.			2.
3.			3.
4.			4.
5.			5.
6.			6.
7.			7.
8.			8.
9.			9.
10.			10.
11.			11.
12.			12.
13.			13.
14.			14.
15.			15.
16.			16.
17.			17.
18.			18.
19.			19.
20.			20.

a b c d e f g h i j k l m n o p q r s t u v w x y z

Spelling Tic-Tac-Toe

Choose 3 activities "in a row" to complete for your weekly spelling homework. Staple all work together and return on **Friday** with your homework folder. Cross off each activity you complete.

Have FUN and happy spelling!

<p>Shape Boxes Write each spelling word. Then, draw a shape box around the outside. Example:</p> 	<p>Tell a Story Write a story, using all of your spelling words somewhere in story. Underline the 10 spelling words.</p>	<p>Bookmark It Design a bookmark to use while reading and write all of your spelling words somewhere on the bookmark.</p>
<p>Repeat Write your spelling words 5 times each.</p>	<p>Backwards Day Write each spelling word the correct way. Then write it backwards.</p>	<p>Syllable Clap Write each spelling word. Say the word out loud. Count how many syllables are in each word. Write the number next to each word. Example: cat 1 apple 2 dinosaur 3</p>
<p>Flashcards Make flashcards of each spelling word to study. You can practice reading and saying the words, spelling them, guessing which letter comes next, etc.</p>	<p>ABC Order Write your spelling words in alphabetical order.</p>	<p>Switch Hands Write each word. Next, write each word a second time using your opposite hand (example: if you usually write with your right hand, use your left to write the words).</p>

Spelling Tic-Tac-Toe

Spelling Tic-Tac-Toe

Choose 3 activities "in a row" to complete for your weekly spelling homework. Staple all work together and return on **Friday** with your homework folder. Cross off each activity you complete.



Have FUN and happy spelling!

<p>Vowel Hunt Write each spelling word. Circle all of the vowels (a e i o u) in red.</p>	<p>Rainbow Words Write each word. Trace it with a crayon or marker. Choose a second color and trace each letter again.</p> <p>the</p>	<p>Switch Hands Write each word. Next, write each word a second time using your opposite hand (example: if you usually write with your right hand, use your left to write the words).</p>
<p>Tell a Story Write a story, using all of your spelling words somewhere in story. Underline the 10 spelling words.</p>	<p>ABC Order Write your spelling words in alphabetical order.</p>	<p>Practice Test Ask an adult to read your spelling words out loud so you can write them down to prepare for our test.</p>
<p>Flashcards Make flashcards of each spelling word to study. You can practice reading and saying the words, spelling them, guessing which letter comes next, etc.</p>	<p>Sentences Use each word in a sentence. Underline the spelling words.</p>	<p>Stair Steppers Create a staircase with each word by adding one letter at a time. Example: c c a c a t</p>

Spelling Tic-Tac-Toe


Choose 3 activities "in a row" to complete for your weekly spelling homework. Staple all work together and return on **Friday** with your homework folder. Cross off each activity you complete.

Have FUN and happy spelling!

<p>Practice Test Ask an adult to read your spelling words out loud so you can write them down to prepare for our test.</p>	<p>Sentences Use each word in a sentence. Underline the spelling words.</p>	<p>Backwards Day Write each spelling word the correct way. Then write it backwards.</p>
<p>Repeat Write your spelling words 5 times each.</p>	<p>Stair Steppers Create a staircase with each word by adding one letter at a time. Example: c c a c a t</p>	<p>Shape Boxes Write each spelling word. Then, draw a shape box around the outside. Example:</p> 
<p>Rainbow Words Write each word. Trace it with a crayon or marker. Choose a second color and trace each letter again.</p> 	<p>Type it Up Type your spelling words using a computer or typewriter and print them out to hand in.</p>	<p>Vowel Hunt Write each spelling word. Circle all of the vowels (a e i o u) in red.</p>

Choose 3 activities "in a row" to complete for your weekly spelling homework. Staple all work together and return on **Friday** with your homework folder. Cross off each activity you complete.

Have FUN and happy spelling!

<p>Stair Steppers Create a staircase with each word by adding one letter at a time. Example: c c a c a t</p>	<p>Type it Up Type your spelling words using a computer or typewriter and print them out to hand in.</p>	<p>ABC Order Write your spelling words in alphabetical order.</p>
<p>Syllable Clap Write each spelling word. Say the word out loud. Count how many syllables are in each word. Write the number next to each word. Example: cat 1 apple 2 dinosaur 3</p>	<p>Switch Hands Write each word. Next, write each word a second time using your opposite hand (example: if you usually write with your right hand, use your left to write the words).</p>	<p>Bookmark It Design a bookmark to use while reading and write all of your spelling words somewhere on the bookmark.</p>
<p>Ransom Words Cut letters out of magazines and newspapers and use them to spell each word. Glue your work to a paper to turn in.</p> <p></p>	<p>Sentences Use each word in a sentence. Underline the spelling words.</p>	<p>Vowel Hunt Write each spelling word. Circle all of the vowels (a e i o u) in red.</p>

Trace on the lines. Start at #1.

A B C D E F G H I
J K L M N O P Q R
S T U V W X Y Z

a b c d e f g h
i j k l m n o p q r
s t u v w x y z

1 2 3 4 5 6 7 8 9 10